



LIGHT DUTY MODEL LC-50

APPLICATION

Designed for light duty foodservice operation in:

- Convenience/grocery store deli's
- Fast food restaurants
- Church/office kitchens
- Bed and breakfast inns

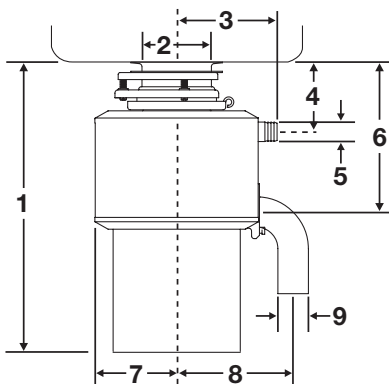
IMPORTANT: The model LC-50 is designed specifically for **light duty** foodservice use. Use of this disposer in applications other than those named above may void your warranty. If you are unsure of a potential application, call the factory at 1-800-845-8345.

PRODUCT FEATURES & SPECIFICATIONS

- Foodservice design with the ease and flexibility of a household unit
- Disposer mounting included with unit. Mounting fits standard 3-1/2 – 4" (88.9 mm – 101.6 mm) sink opening. No welding required.
- Standard wall switch operates the disposer
- Automatic reversing motor for longer life and trouble-free operation
- Stainless steel grind chamber
- Cast nickel chrome cutting element
- 1-year full warranty from date of installation
- 35 lb. (15.9 kg) shipping weight
- 1/2 HP
- Continuous-duty commercial motor
- 1725 RPM
- 5.8 amps
- Single Phase



DIMENSIONS



1	14-1/4"	361.9 mm
2	3-5/16" min. ID	85.1 mm
3	4-15/16"	125.2 mm
4	3-7/16"	86.8 mm
5	15/16" DIA	24.3 mm
6	7-3/8"	187.1 mm
7	4"	101.6 mm
8	5-3/4"	145.2 mm
9	15/16" ID	33.0 mm

NOTE: Plumb 1-1/2" (38.1 mm) waste line to prevent standing water in disposer motor housing.

ELECTRICAL SPECIFICATIONS

- LC50-11 – 120V, 60 Hz, 5.8 amps, UL/CUL
- LC50-12 – 230V, 50/60 Hz, 375 watts
- LC50-13 – 220-240V, 50 Hz, 375 watts, BEAB, supplied with shuko plug
- LC50-14 – 120V, 60 Hz, 5.8 amps, NOM

Our products appear on **The KCL CADalog** CD-ROM based CAD Foodservice Symbol Library. More information is available from **Kochman Consultants, Ltd.** at www.kclcad.com.



4700 21st STREET
RACINE, WI 53406
TEL: 800-845-8345
FAX: 262 554-3620

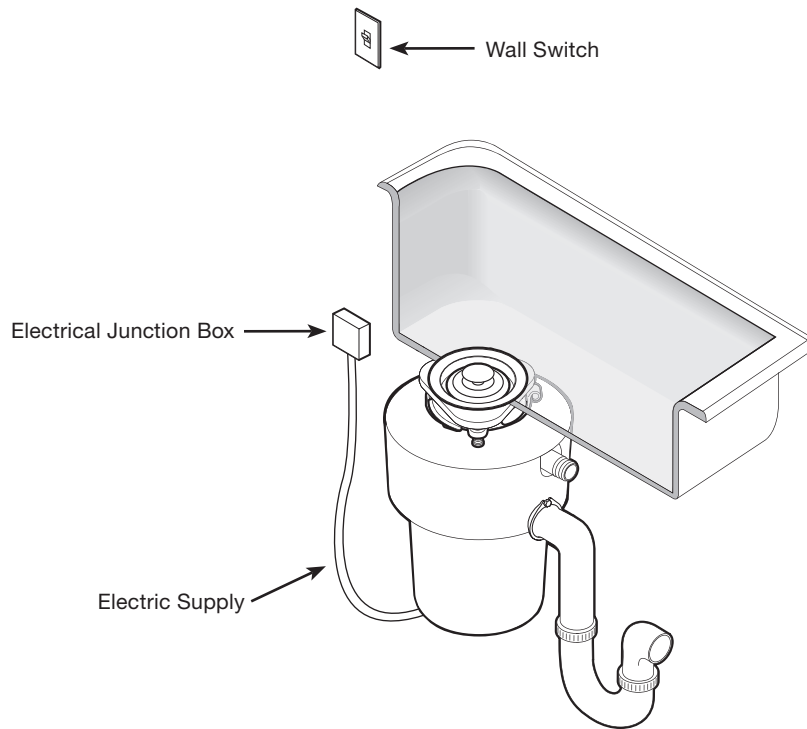
www.insinkerator.com



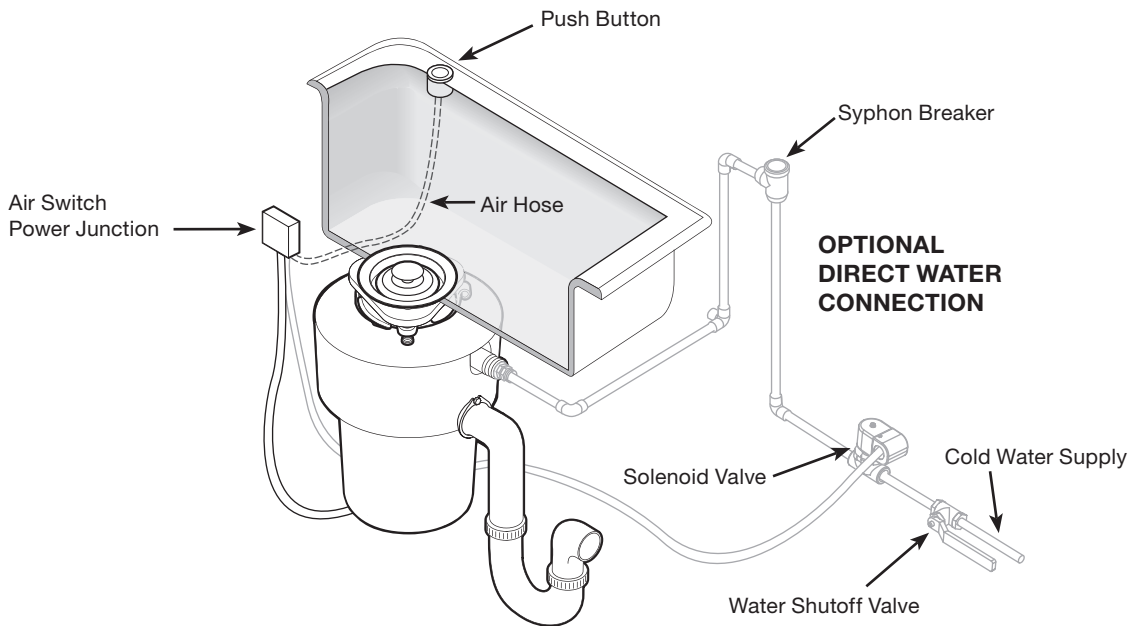
The Emerson logo is a trademark and a service mark of Emerson Electric Co.



INSTALLATION WITH WALL SWITCH



INSTALLATION WITH REMOTE AIR SWITCH AND OPTIONAL DIRECT WATER CONNECTION



NOTE: InSinkErator Commercial Air Switch (Part No. 13754) is available for 120V model only.